necessories™

kits for outdoor living

a collection of modular outdoor fireplaces, island bars and grills, tables, fire rings, pillars and patio kits

www.outdoorlivingkits.com

ROCKWOOD®
RETAINING WALLS
A better way.™

Necessories™ is a unique line of easy-to-build outdoor living kits from Rockwood® Retaining Walls and Silver Creek Stoneworks™...

Each Necessories outdoor living kit comes complete with Rockwood Retaining Walls' multi-piece, tumbled Lakeland and Riverland wall system, creating the enviable look of an old-world country estate. Lakeland's and Riverland's earthy colors and aged appearance can enhance the architectural style of any home.

Also included are Silver Creek Stoneworks' limestone mantels and tops with hand chiseled edges. Molded from limestone quarried and cut in the upper Midwest, Silver Creek limestone has a look and feel so natural, it will be adored by you, admired by family and envied by neighbors.

Each Necessories outdoor living kit comes palletized with everything you need to build, including pre-cut block, adhesive and course-by-course instructions. These easy-to-build outdoor living kits take the guesswork and hassle out of hardscape construction.

No cutting, no guessing, no hassles — no problem!

ROCKWOOD®
RETAINING WALLS
A better way.™

Silver Creek
STONEWORKS

necessories™
kits for outdoor living
Necessories™ outdoor living kits come palletized with everything you need to build, including pre-cut bock, adhesive and course-by-course assembly instructions.
No cutting, no guessing, no hassles – no problem!

Necessories Outdoor Living Kits	Page
Grand Fireplace	6
Grand Bar/Grill Series	8
Compact Fireplace	10
Compact Bar	12
Dining Tables	14
Pub and Bistro Tables	16
Fire Rings	18
Seatwalls	20
Lakeland Pillars	22
Patio Kits	24
Grill and Fireplace Insert Features	26
Ordering Guide	27
Planning Guide	28

necessories™
kits for outdoor living
Necessories™ outdoor living kits come palletized with everything you need to build, including pre-cut bock, adhesive and course-by-course assembly instructions.
No cutting, no guessing, no hassles – no problem!

See page 26 for features of Lennox Hearth Products. Grand Fireplace shown with optional hearth and wood boxes.

necessories™

kits for outdoor living

There's nothing quite like the warmth and glow from a crackling fire in your own backyard living room...

At more than eight feet high and up to twelve feet wide (with select options), the Grand Fireplace is the perfect centerpiece for your outdoor living room. Its appeal comes from its large profile, universal design and aged appearance. Features include a Lennox Hearth Products Merit™ Plus 36" stainless steel wood-burning fireplace insert. Backed by the Good Housekeeping seal of approval, the Merit™ Plus 36" fireplace is specially designed for continued outdoor use. Its durable stainless steel construction provides exceptional weather resistance, ensuring many years of carefree enjoyment. Comes gas-log ready.

NOTE: Before planning your Grand Fireplace project, check with your local zoning commission for building restrictions and required construction permits.

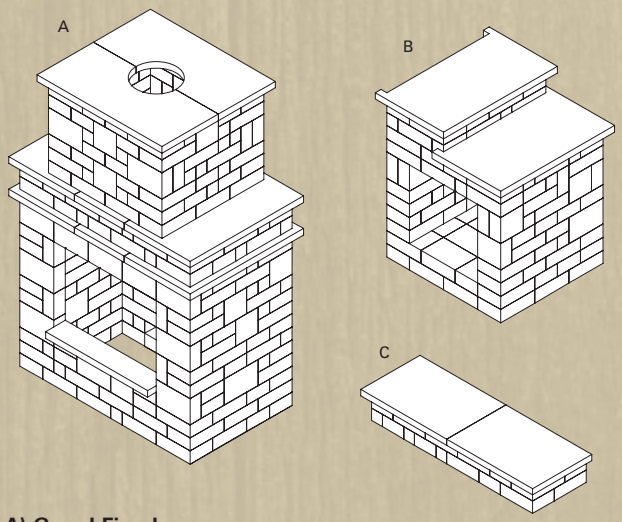

A) Grand Fireplace
- 60" W x 36" D x 102" H
- Lennox Hearth Products Merit™ Plus 36" stainless steel, wood-burning fireplace insert
- Optional classic oak log set (gas only)
- 4' stainless stovepipe chimney
- Spark suppressor cap

B) Grand Woodbox
- 40" W x 36" D x 50" H
- Available left or right side

C) Grand Hearth
- 60" W x 20" D x 10" H

Standard Features
- Easy to assemble, course-by-course instructions
- Concrete pre-cut and sized to fit
- Steel reinforcements included
- Super-Stik adhesive included
- Rockwood's multi-piece Lakeland wall system
- Silver Creek's hand-chiseled limestone mantels and tops

No cutting, no guessing, no hassles – no problem!

See page 26 for features of the Vermont Castings grill.

Until now, your outdoor cooking and entertaining has never generated so many ooh's and aah's...

For outdoor living enthusiasts who love cooking and entertaining, the Grand Island Bar/Grill series is a wonderful addition to your home's backyard. What better way to spend time with your friends and family, relaxing and cooking in your own unique outdoor living area. And at eight feet long, you'll have no shortage of counter space.

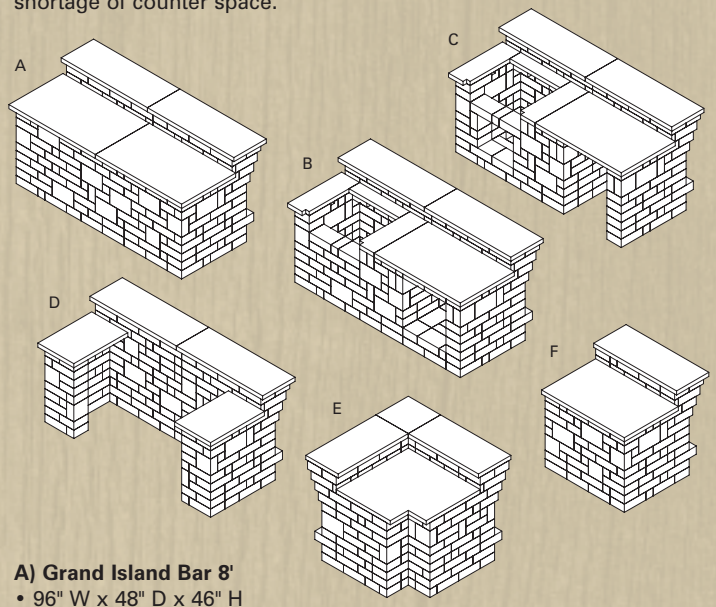

A) Grand Island Bar 8'
- 96" W x 48" D x 46" H

B) Grand Island Bar/Grill with Storage
- 96" W x 48" D x 46" H
- Vermont Castings Heritage VCS300 built-in stainless gas grill
- 24" W x 24" H stainless steel door with storage

C) Grand Island Bar/Grill with Refrigerator Opening
- 96" W x 48" D x 46" H
- Vermont Castings Heritage VCS300 built-in stainless gas grill
- 24" W x 16" H stainless steel door with storage

D) Grill Surround
- 96" W x 48" D x 46" H
- For use with standing grills (60" opening)

E) Corner Return
- 48" W x 48" D x 46" H
- Makes L-shaped bar/grill

F) Bar Section 4'
- 48" W x 48" D x 46" H

Standard Features
- Easy to assemble, course-by-course instructions
- Concrete pre-cut and sized to fit
- Steel reinforcements included
- Super-Stik adhesive included
- Rockwood's multi-piece Lakeland wall system
- Silver Creek's hand-chiseled limestone tops

No cutting, no guessing, no hassles – no problem!

ROCKWOOD®
RETAINING WALLS
A better way.™

www.outdoorlivingkits.com

Shown with optional hearth, wood box and seatwalls.

A fireplace can transform any backyard into a gathering place of comfort and style, no matter how big or small...

At just over six feet high and three feet wide (without woodbox option), the Compact Fireplace is ideal for smaller backyards and patios. Each kit comes complete with 2-1/4" thick firebrick, ensuring durability and enhancing the overall appearance. Popular for its affordability, smaller footprint, and uncomplicated style the Compact Fireplace will generate warm accolades from family and guests for years to come.

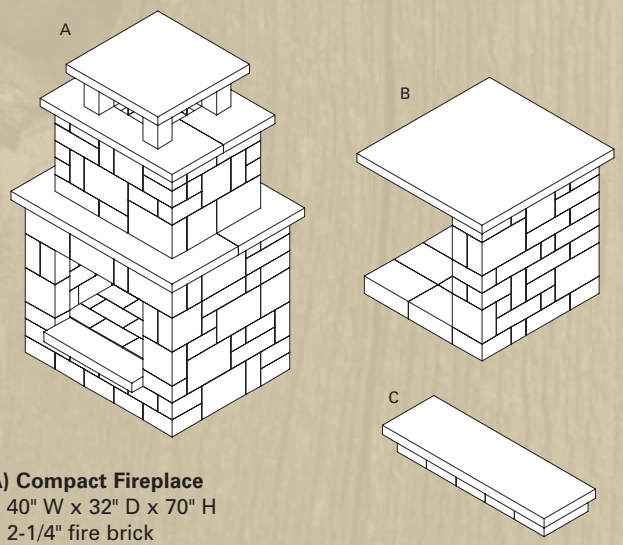

A) Compact Fireplace
- 40" W x 32" D x 70" H
- 2-1/4" fire brick

B) Compact Woodbox
- 32" W x 32" D x 34" H
- Available left or right side

C) Compact Hearth
- 40" W x 12" D x 6" H

Standard Features
- Easy to assemble, course-by-course instructions
- Concrete pre-cut and sized to fit
- Steel reinforcements included
- Super-Stik adhesive included
- Rockwood's multi-piece Lakeland wall system
- Silver Creek's hand-chiseled limestone mantels and tops

No cutting, no guessing, no hassles – no problem!

NOTE: Before planning your Compact Fireplace project, check with your local zoning commission for building restrictions and required construction permits.

811 Know what's below. Call before you dig.

ROCKWOOD® RETAINING WALLS
A better way.™

www.outdoorlivingkits.com

What better way to spend time with family and friends, relaxing and entertaining in your own outdoor living area...

The four foot wide Compact Bar is ideal for any outdoor living room, large or small. Whether you're hosting a large gathering or a small get together, you will appreciate the extra countertop space for serving beverages, snacks, and hors d'oeuvres.

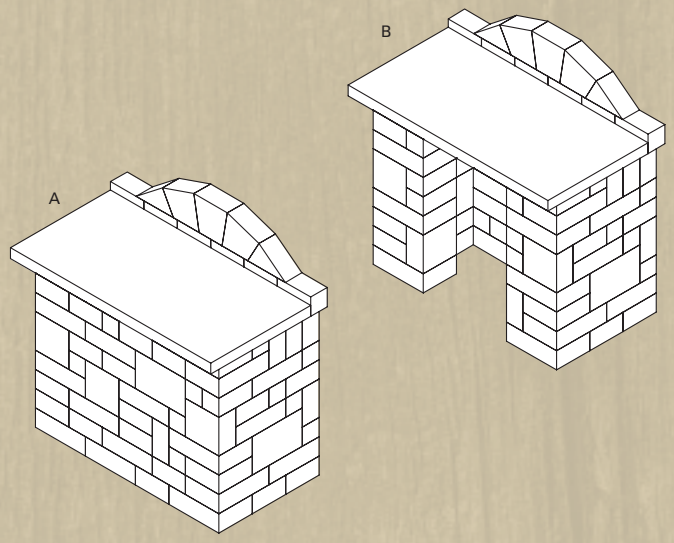

A) Compact Bar
- 48" W x 24" D x 38" H

B) Compact Bar with opening
- 48" W x 24" D x 38" H
- 20" W opening

Standard Features
- Easy to assemble, course-by-course instructions
- Concrete pre-cut and sized to fit
- Super-Stik adhesive included
- Rockwood's multi-piece Lakeland wall system
- Silver Creek's hand-chiseled limestone tops

No cutting, no guessing, no hassles – no problem!



ROCKWOOD®
RETAINING WALLS
A better way.™

www.outdoorlivingkits.com

You'll never again have to worry about storing your furniture during bad weather or over the winter...

Every outdoor dining and living room needs to include functional and attractive furniture. Necessories dining tables are easy to maintain, will never blow away in a storm and will outlast all others. Necessories tables fit easily into any outdoor living room design.

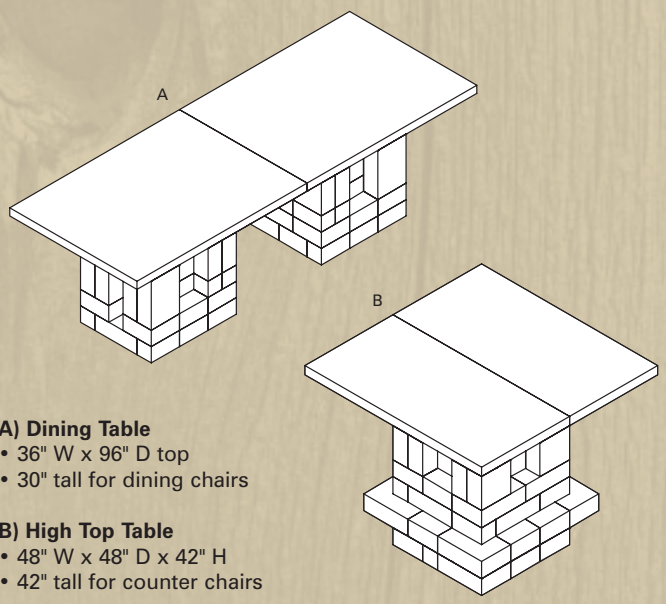

A) Dining Table
- 36" W x 96" D top
- 30" tall for dining chairs

B) High Top Table
- 48" W x 48" D x 42" H
- 42" tall for counter chairs

Standard Features
- Easy to assemble, course-by-course instructions
- Concrete pre-cut and sized to fit
- Steel reinforcements included
- Super-Stik adhesive included
- Rockwood's multi-piece Lakeland wall system
- Silver Creek's hand-chiseled limestone tops

No cutting, no guessing, no hassles – no problem!

Silver Creek's tops have the expensive look of handcrafted, quarried limestone.

ROCKWOOD®
RETAINING WALLS
A better way.™

www.outdoorlivingkits.com

No patio is complete without a place for guests to enjoy hot hors d'oeuvres and cool drinks...

These stylish pub and bistro tables are the perfect size for you and your guests to enjoy a cold drink and some summertime snacks. The hand-chiseled octagon top will add a distinctive look to your outdoor living room.

A

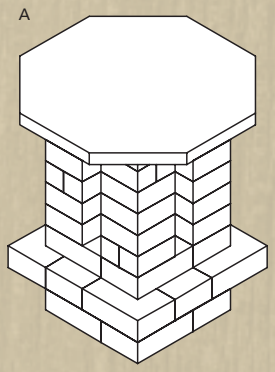

B

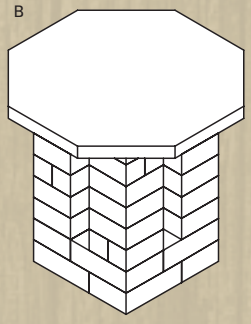

A) Pub Table
- 36" W x 36" D x 42" H
- 36" octagon limestone table top

B) Bistro Table
- 36" W x 36" D x 30" H
- 36" octagon limestone table top

Standard Features
- Easy to assemble, course-by-course instructions
- Concrete pre-cut and sized to fit
- Super-Stik adhesive included
- Rockwood's multi-piece Lakeland wall system
- Silver Creek's hand-chiseled limestone tops

No cutting, no guessing, no hassles – no problem!

All Necessories kits come with easy-to-read course-by-course assembly instructions.

ROCKWOOD®
RETAINING WALLS
A better way.™

www.outdoorlivingkits.com

Stack up the wood, get out the roasting sticks, kick back and enjoy the glow...

No matter what your locale, there will always be cool evenings to enjoy the warmth of a backyard fire. Necessories' fire rings add charm to any backyard design and because they are made with high-quality Rockwood fire ring block, they will last indefinitely.

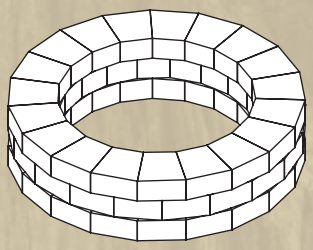

Fire Rings
- 48" W x 12" H (31" interior dia.)
- Heavy gauge steel insert protects block
- Optional swivel cooking grate

Standard Features
- Easy to assemble, course-by-course instructions
- Super-Stik adhesive included
- Rockwood's Fire Ring block

Necessories smores recipe:
You will need just three ingredients. The first is large marshmallows. If you have lots of neighbors, better buy an armful. Same thing with graham crackers. These are a close second to marshmallows in popularity. Last but not least, milk chocolate bars. May your cupboard never be without chocolate of any type, but semi-sweet milk chocolate works best.

Directions: When the coals in your fire ring have that perfect glow, roast your marshmallow until toasty brown and nearly to fall off your stick. Break a graham cracker in half and sandwich the chocolate between the cracker and the gooey hot marshmallow. Allow this gastronomical masterpiece to cool a moment before enjoying a little bit of perfection. Repeat.

NOTE: Before planning your Fire Ring project, check with your local zoning commission for building restrictions and required construction permits.

fire rings

Shown with optional swivel cooking grate.

ROCKWOOD®
RETAINING WALLS
A better way.™

www.outdoorlivingkits.com

necessories™

kits for outdoor living

Lakeland and Riverland seatwalls create privacy and define your outdoor living space...

Seatwalls transform your outdoor living area into something special, adding both flair and functionality. Plus, the easy to estimate six foot lengths make planning your project a breeze. The Riverland seatwall is just like Lakeland only it is designed to turn a eight foot radius without making any cuts.

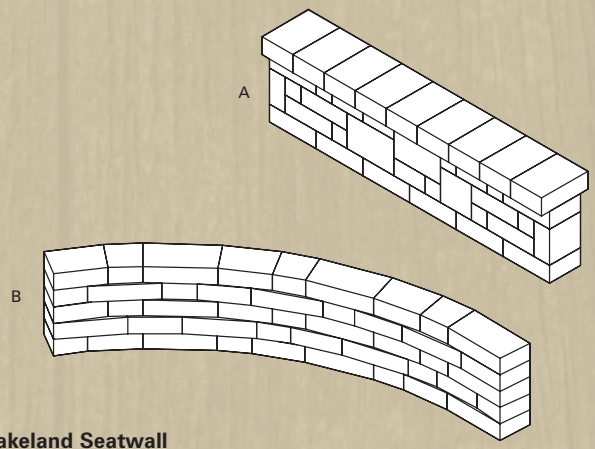

A) Lakeland Seatwall
- 6' L x 8" W x 20" H

B) Riverland Seatwall
- 6' L x 8" W x 20" H
- Builds a 8 foot radius

Standard Features
- Easy to assemble, course-by-course instructions
- Concrete pre-cut and sized to fit
- Super-Stik adhesive included
- Rockwood's multi-piece Lakeland and Riverland wall systems

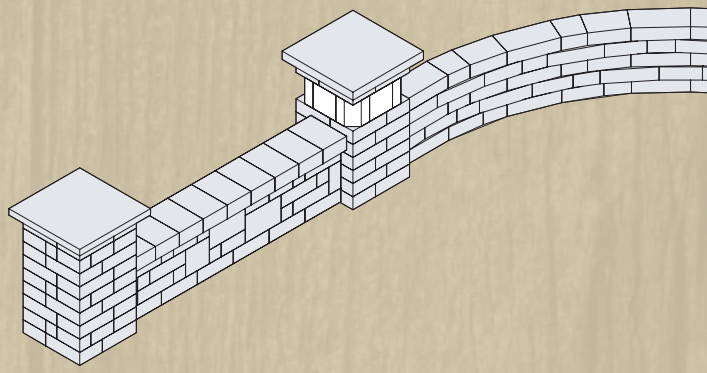

Seatwall and pillar kits are designed to integrate with each other.
See pages 22 - 23 for pillar kits.

Lakeland 20" Pillar with Glass kit, lights not included.

Pillars add a finishing touch to any outdoor living room...

Pillars can be added to seatwalls or built as a free-standing landscape feature such as a property marker or light base. See pages 20 - 21 for -seatwall kits.

Standard Features
- Easy to assemble, course-by-course instructions
- Concrete pre-cut and sized to fit
- Super-Stik adhesive included
- Rockwood's multi-piece Lakeland wall system
- Silver Creek's hand-chiseled limestone tops

No cutting, no guessing, no hassles – no problem!

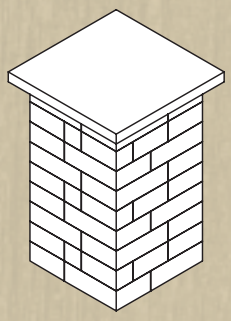

20" Pillar
- 20" W x 20" D x 38" H
- 25" x 25" top

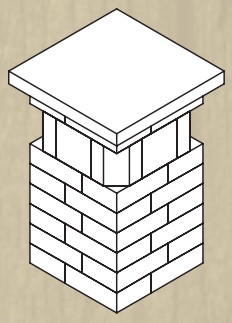

20" Pillar w/Glass
- 20" W x 20" D x 38" H
- 25" x 25" top
- Pittsburgh Corning® Premiere glass block



24" Pillar
- 24" W x 24" D x 39" H
- 30" x 30" top

ROCKWOOD®
RETAINING WALLS
A better way.™

www.outdoorlivingkits.com

patio tiles

Slate in Bluestone

Limestone in Western Buff

necessories™

kits for outdoor living

Silver Creek™ STONEWORKS

www.silvercreeksw.com













Necessories patio kits take the hassle out of backyard landscaping...

These ready-to-build patio kits take the time and hassle out of product estimating and purchasing. With the most popular 6 x 12 foot pattern on a single pallet, you'll never be short a tile on your patio project. To build larger patios, just buy additional kits.

Patio Kits (Slate and Limestone)
- 6' W x 12' D (72 sq ft)
- (14) 12" x 12" tiles
- (13) 12" x 24" tiles
- (18) 24" x 24" tiles



Octant Kit (Slate only)
- 7' 6" dia. (45 sq ft)
- Center tile and two outer rings (25 tiles)

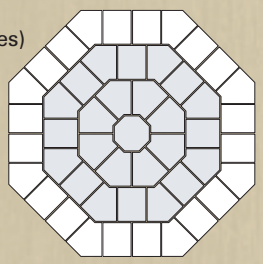

Octant Expansion Kit (Slate only)
- 10' 6" dia. (44 sq ft additional)
- Adds a third, outside ring (25 tiles)

Standard Features:
- Easy-to-lay pattern guides
- Expandable

No cutting, no guessing, no hassles – no problem!

Taste the Difference Heritage™ Makes

The Heritage VCS built-in grill will give you the outdoor cooking experience you've always dreamed of! Suitable for any built-in application, you can dress up your Heritage VCS grill however you want to suit your outdoor decor and add flavor to your outdoor living space. With its three burners generating 37,500 BTUs, and 440 square inches of cooking surface, rotisserie kit, optional side burner, smoker box, single source ignition and a variety of other features and options, the Heritage Series VCS built-in grills will have you wanting to do all your cooking outdoors!

Heritage VCS300 Built-In Grill Features

Main Burners BTUs	37,500
Rear Rotisserie Burner BTUs	15,000
Stainless Steel Side Searing Burner BTUs	15,000
Primary Cooking Surface (sq. in.)	440
Porcelain Coated Warming Rack (sq. in.)	190
Total Cooking Area (sq. in.)	630
Stainless Steel Main Burners	3

- Single Source Electronic Ignition
- Soft Touch Knobs & Chrome Bezels with Backlighting
- Porcelain Coated Cast Iron Cooking Grates
- Stainless Steel Rotisserie Motor
- Stainless Steel Sear Plates
- Stainless Steel Handle with Cool Grip
- Integrated Smoker Box
- Towel Bar
- Gas Type; NG or LP

VERMONT CASTINGS

LENNOX HEARTH PRODUCTS

GOOD HOUSEKEEPING

Merit™ Plus Series Wood Burning Fireplace

If the clean, stylish appearance of stainless steel suits your style, and a wood-burning fireplace is in your plans, you've found your perfect match. The Merit™ Plus Series Outdoor/ Indoor wood-burning fireplaces are both beautiful and durable and come gas-log-ready. The stainless steel front face and lintels make them an ideal choice to complement the design of a kitchen area equipped with stainless steel appliances, or for any contemporary living space inside the home. The stainless steel construction provides exceptional weather resistance and ensures many years of carefree enjoyment.

Standard Features

- Durable, 304 stainless steel on front face, and on all surfaces exposed to weather, ensures long-lasting beauty.
- Configured for outdoor use.
- Minimum clearance to combustible material simplifies installation.
- Large stainless steel fire grate and heavy concrete refractory provide superior durability.
- Robust stainless steel curtain-pull firescreens.
- Refractory knockouts for easy installation of gas logs.
- Backed by the Good Housekeeping Seal.

Necessories Ordering Guide

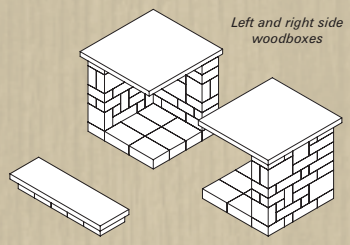

Compact Hearth
40" W x 12" D x 6" H

Compact Woodbox
32" W x 32" D x 34" H

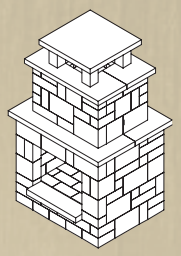

Compact Fireplace
40" W x 32" D x 70" H



Grand Hearth
60" W x 20" D x 10" H

Grand Woodbox
40" W x 36" D x 50" H

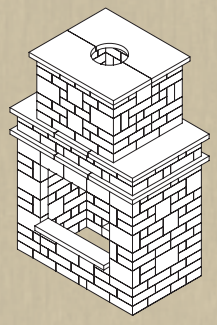

Grand Fireplace
60" W x 36" D x 102" H

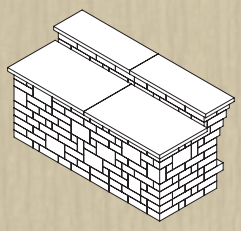

Grand Island Bar 8'
96" W x 48" D x 46" H

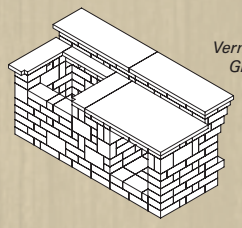

Grand Island Bar/Grill with Storage
96" W x 48" D x 46" H

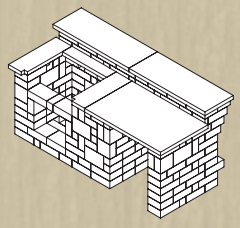

Grand Island Bar/Grill with Refrigerator Opening
96" W x 48" D x 46" H

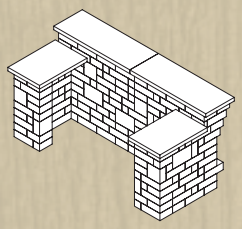

Grill Surround
96" W x 48" D x 46" H

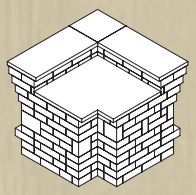

Corner Return
48"W x 48" D x 46" H

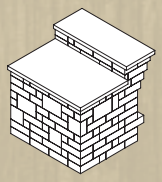

Bar Section 4'
48" W x 48" D x 46" H

Necessories outdoor living kits are available in Google's 3D Warehouse for use in Google SketchUp! Google SketchUp offers you the ability to create a virtual 3D environment by importing models of trees and greenery to Necessories kits from the Google 3D Warehouse. In an hour or two you can pick up the basics, and begin modeling your own projects like a pro. Google offers tons of video tutorials to help make it easy.

Download Google SketchUp for free and start planning your new outdoor living project today.

www.outdoorlivingkits.com/design

Google SketchUp

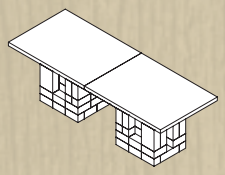

Dining Table
36" W x 96" D top

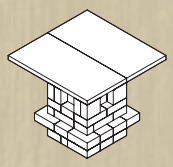

High Top Table
48" W x 48" D x 42" H

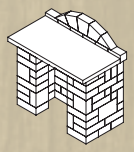

Compact Bar with 20" Opening
48" W x 24" D x 38" H

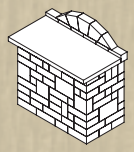

Compact Bar
48" W x 24" D x 38" H

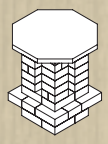

Pub Table
36" W x 36" D x 42" H

Bistro Table
36" W x 36" D x 30" H

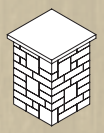

20" Pillar
20" W x 20" D x 38" H

20" Pillar w/Glass
20" W x 20" D x 38" H

24" Pillar
24" W x 24" D x 39" H

Riverland Seatwall
Builds a 8' radius

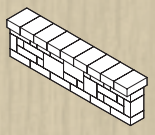

Lakeland Seatwall
6' L x 8" W x 20" H



Patio Kits (Limestone and Slate)
6' W x 12' D (72 sq ft)

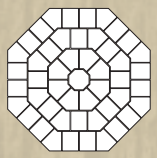

Octants (Slate)
7' 6" dia (45 sq ft)
10' 6" dia expansion (44 sq ft)

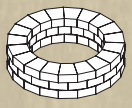

Fire Rings
48" W x 12" H (32" interior dia.)
Optional cooking grate

Note: Necessories kit specifications, style and availability are subject to change without notice.

Your Landscape Planning Guide

Use this simple guide to help you and your landscape professional create an attractive, comfortable and valuable landscape that you will enjoy everyday.

The Real Benefits of Landscaping

Curb Appeal. It's the best and easiest way to make a good first impression. Most homeowners agree, spending over $45 billion on professional lawn and landscape services. In fact gardening, in recent years, has become America's #1 pastime, with over 80% of all households participating.

What does this mean to you? Simple — a well designed landscape does more than bring increased value to your home, it brings energy savings as well. More importantly, quality landscaping brings you endless days of enjoyment.

So follow the number one trend in the country, and bring the indoors out — by adding a raised patio, fire pit, or an outdoor kitchen. Regardless of what you do, the enjoyment of the outdoors will reduce your stress and add real value to your home.

Just follow these 5 simple planning steps:

1) Do your homework
2) Make a list
3) Make a budget
4) Sketch your design
5) Hire a qualified Landscape Contractor

1) Do Your Homework!

Visit our web sites to see backyard patio plans, photos, ideas and MORE! Stop by your local book store or library for books and magazines on landscape designs. You can get ideas for hardscape materials, plants, accents, furniture — everything to help make your planning complete.

2) Make a List

Make a list of things you like and dislike. If you hate mowing the lawn or weeding a flower garden, make a note of it. Do you prefer rocks and not mulch? Do you love flowers, but dread replanting every year? Use the space below, and be sure to share this with your qualified Landscape Contractor.

Ideas, Interests, Style and Tastes	*Like*	*Dislike*	*Maybe*
Modern	☐	☐	☐
Natural	☐	☐	☐
Old World Charm	☐	☐	☐
Relaxation / Quiet	☐	☐	☐
Maintenance Free	☐	☐	☐
Entertaining / Active	☐	☐	☐
Matches Homes Architecture	☐	☐	☐
Open & Spacious	☐	☐	☐
Privacy & Shade	☐	☐	☐
Romantic & Tranquil	☐	☐	☐
Eco-friendly / Energy Saving	☐	☐	☐
Outdoor Kitchen / Living Room	☐	☐	☐
Accent Lighting	☐	☐	☐
Bricks & Pavers	☐	☐	☐
Cobblestones	☐	☐	☐
Countertop / Bar	☐	☐	☐
Fire Pit / Fireplace	☐	☐	☐
Flower Garden	☐	☐	☐
Grilling Area / Inset Grill	☐	☐	☐
Natural Stone	☐	☐	☐
Water Feature / Pond	☐	☐	☐
Paver Patio & Walkway	☐	☐	☐
Pergola / Arbor	☐	☐	☐
Vegetable Garden	☐	☐	☐
Fence / Gates	☐	☐	☐
Pillars / Columns	☐	☐	☐
Egress Windows	☐	☐	☐
Sound System	☐	☐	☐
Seating Area	☐	☐	☐

_____

_____

_____

3) Make a Budget

When budgeting for a landscaping renovation, plan to invest about 10% of your home's value, according to the American Society of Landscape Architects (ASLA). A more elaborate backyard sanctuary may require 15 to 20%. Much of what you will spend, however, depends on how long you plan to stay in your home. If you plan to stay in your home for more than 10 years, 15 to 20% will give you the enjoyment you desire for years to come.

Homes Value $ _____ ***x*** _____***%***

TOTAL **$** ***= Your Landscaping Budget***

ROCKWOOD® RETAINING WALLS
A better way.™

4) Sketch Your Design

Begin by creating a concept in your head, and then put it to paper. A sketch can help clarify your vision and keep you within your budget. Today, landscaping means more than just plants. It includes features such as lighting, fences, garden paths, raised patios, fire pits, ponds and streams, fireplaces, outdoor kitchens, and even outdoor living rooms.

5) Hire a Landscape Professional

Take your measurements and sketches to show your Landscape Contractor what you want to build. They will help you with material selection, costs, and a schedule. With the help of a qualified Landscape Contractor, your dreams will soon become a lasting reality.

necessories™

kits for outdoor living

www.outdoorlivingkits.com

ROCKWOOD®
RETAINING WALLS
A better way.™

325 Alliance Place NE
Rochester, MN 55906

toll free **888.288.4045**
phone **507.529.2871**
fax **507.529.2879**

© 2010 Rockwood Retaining Walls, Inc. All Rights Reserved. All trademarks, service marks and trade names referenced in this material are the property of their respective owners. Made worldwide under license from Rockwood Retaining Walls, Inc. US and international patents issued and pending. This information has been prepared for the benefit of customers interested in Rockwood Retaining Wall products. It was reviewed carefully prior to publication. Rockwood assumes no liability for its accuracy or completeness. Final determination of the suitability of any information or material for the use contemplated, or for its manner of use, is the sole responsibility of the user. Rockwood Retaining Walls reserves the right to change product specifications at any time without incurring obligations. 710